



MaHTAS e-Newsletter

Advocating Informed Decision Making

Volume 25: July-December 2019

Using HTA in Healthcare Priority Setting, Reimbursement and Benefit Package


- by Dr. Hanin Farhana -



The technical guidance was provided by a team of experts from Health Insurance Review and Assessment Service (HIRA), South Korea led by Mr. Jong-su Ryu, Commissioner of HIRA International Group.

Health technology assessment (HTA) provides a bridge between research and decision-making in healthcare system. MaHTAS has actively conducted HTA throughout its establishment to support management, clinical, and policy decisions in Malaysia. HTA is used in priority setting, reimbursement and coverage decisions by national health systems and insurers. In this case, HTA should include benefit-harm assessment and economic evaluation.

The application of HTA, and subsequently decisions about pricing and reimbursement of health technologies (medical devices, procedures and medicines), remains the realm of health policy makers and thus there is a need to establish a framework in utilising HTA for these purposes in Malaysia. Reimbursement decisions, for instance, often consider information other than just cost-effectiveness results which include a full range of decision criteria leading to a reimbursement price such as cost, social and ethical values, legal issues, and feasibility of implementation.



HTA IN BRIEF ...Page 3

- National Early Warning Scores (NEWS)

TR IN BRIEF ...Page 4

- Wet Cupping
- Nanovalent HPV vaccine (GARDASIL 9)

HORIZON SCANNING: TECHBRIEF ...Page 6

- Nelipepimut-S (NPS) for breast cancer recurrence prevention

CPG KEY MESSAGES ...Page 7

- Management of Breast Cancer (Third Edition)
- Management of Chronic Hepatitis C in Adults

Since HTA is a way to introduce value for money in health expenditure and reimbursement decision, MaHTAS successfully conducted a seminar and workshop on Using HTA in Healthcare Priority Setting, Reimbursement and Benefit Package in collaboration with World Health Organisation (WHO) and Health Insurance Review and Assessment Service (HIRA) on 30 September - 4 October 2019. On 30 September 2019, HTA Seminar on Advancing Universal Health Coverage Through The Use Of Health Technology Assessment for Healthcare Priority Setting and Reimbursement was held with the objectives to create awareness and strengthen collaboration on HTA among public and private healthcare stakeholders, and to increase utilisation of HTA and CPG among healthcare providers. HIRA expert team also shared the Korean experience in using HTA for universal health coverage.



The experience sharing continued with a Health Technology Assessment for Universal Health Coverage: Linking HTA to Pricing, Reimbursement and Benefit Package Workshop on 1-2 October 2019, and followed by a discussion with multi-stakeholders involved in benefits package and reimbursement decision on 4 October 2019.



It is hoped that these initiatives would be a platform for enhanced utilisation of HTA in ensuring universal health coverage in Malaysia, particularly for reimbursement decision and pricing of health technologies.



HTA and CPG Council Meeting 2/2019 was held on 4 November 2019 and chaired by YBhg. Datuk Dr. Noor Hisham Abdullah, Director General of Health, Malaysia. One HTA report and four CPGs were approved, whereas five mini-HTAs (technology review) and two Horizon Scanning reports were endorsed during this meeting.

The titles of the CPGs and reports are listed below:



HTA:

- National Early Warning Scores (NEWS)

CPG:

- Management of Breast Cancer (Third Edition)
- Management of Chronic Hepatitis C in Adults
- Management of Thyroid Disorders
- Management of Avulsed Permanent Anterior Teeth (Third Edition)

Technology Review (TR):

- Wet Cupping
- Nanovalent HPV vaccine (GARDASIL 9)
- Laser assisted hatching for in-vitro fertilisation (IVF)
- Primary care virtual consultation between doctor and patient using mobile phone applications/web platforms
- Dry needling versus acupuncture for the management of musculoskeletal pain

Horizon Scanning TechBrief Report:

- Nelipepimut-S for breast cancer recurrence prevention
- Signatera™ for oncology disease management

National Early Warning Scores (NEWS)

- by Dr. Erni -

**HTA
IN BRIEF**

'Catastrophic' medical or sentinel events which include in-hospital cardiopulmonary arrests and deterioration in patient's clinical condition are often preceded by a steady accumulation of small clinical clues or a period of abnormal physiological status of the patient. In numerous studies, this abnormality was reflected on recorded patient's vital signs (blood pressure, heart rate, respiratory rate and temperature) suggesting that potential serious complications or adverse events in patient outcomes can be avoided if they were anticipated early.

National Early Warning Score (NEWS) is clinical bedside decision support tools used by care teams to potentially predict a patient's risk of deterioration and facilitate changes in management. It has been implemented across a variety of specialties and international settings.

Findings from our review showed that NEWS was a good predictor for serious adverse event (mortality) in adult, non-obstetric patients of varying severity of illness presenting to emergency department, on ward admission, and in pre-hospital setting. However, the NEWS was reported to have low sensitivity and specificity in subpopulations of older adult patients (with or without co-morbidity, high frailty index), patients with chronic obstructive pulmonary diseases and cancer patients at risk of deterioration.

The performance of NEWS was superior than quick Sequential Organ Failure Assessment (qSOFA), Systemic Inflammatory Response Syndrome criteria (SIRS) and Modified Early Warning score (MEWS), in risk-stratifying patients with suspected infection or sepsis, predicting death and intensive care unit admission in this subpopulation.

We concluded that NEWS may have a role in the early identification of deteriorating patient and can be used for adult non-obstetric patients within the hospital system to improve safety and efficiency of patient care.

Wet Cupping

- by Mr. Syful Azlie -

Wet cupping or bloodletting is a popular traditional therapy in Middle East and Central Europe. In the Middle East and in Muslim country, wet cupping is called “Hijama” and linked to religious beliefs as it was favoured by the Prophet of Islam. In Malaysia, wet cupping is performed by practitioners of traditional Malay medicine, traditional Chinese medicine and Islamic medical practice.

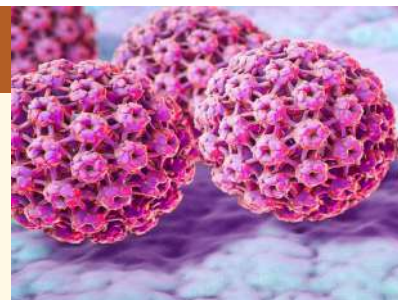
A systematic review on the benefits of wet and dry cupping therapy for specific conditions was identified. This updated review suggested the use of wet cupping, as a single treatment or combination with conventional or modern therapeutic modalities, showed to be effective and provide added value compared with conventional therapy, medication or no treatment. This was seen particularly in pain-related conditions such as non-specific low back pain, neck pain and migraine headaches. It increased number of cured herpes zoster, knee osteoarthritis, pain of brachialgia and carpal tunnel syndrome. It also reduced incidence rate of post-herpetic neuralgia, serum lipid profile in healthy and hyperlipidaemic populations and consumption of related medications. Evidence was insufficient on effectiveness of wet cupping for patients with hypertension and diabetes mellitus. Most adverse events or post-procedure complications were mild to moderate in severity. No evidence on cost-effectiveness was retrieved. The cost depend on the duration of the treatment and specific body area where treatment is to be directed. From the review, wet cupping has the potential to be used as an adjunct treatment on certain conditions such as non-specific low back pain and neck pain, migraine headaches, neuralgia and knee osteoarthritis. However, standard infection control and prevention should be implemented to reduce the risk of transmission of blood-borne diseases among the practitioner and patient.



Nonavalent HPV vaccine (GARDASIL 9)

- by Ms. Maharita -

Cervical cancer is ranked the fourth most frequently diagnosed cancer worldwide. It was associated with nine high-risk genotypes of human papillomavirus (HPV) infection which were HPV 6, 11, 16, 18, 31, 33, 45, 52 and 58. Based on Malaysia HPV types prevalence study in 2017, overall prevalence of HPV infection in Malaysia’s multi-ethnic population was 7.2% with 6.5% being high-risk genotypes. A recent study reported that the most common HPV infections in Malaysia were caused by HPV16 (35.7%), HPV18 (26.0%), HPV58 (9.1%), HPV33 (7.1%), HPV 31 (1.9%), HPV 45 (1.9%) and HPV 52 (1.3%). However, data for HPV 6 and HPV 11 were not available.



From the review, the 9vHPV vaccine was highly effective in reducing diseases related to HPV types that were covered. Within one month to seven months, the 9vHPV successfully seroconverted with high geometric mean titre level for all the HPV types covered. Mild adverse events associated with 9vHPV vaccine such as fever, pruritus and injection-site related adverse event were reported. In term of cost, vaccination of both gender (girls and boys) was less cost-effective compared with only girls aged 9 to 18 years if HPV vaccination coverage for female was above 75%.

A local cost analysis was conducted, demonstrating that cost-effectiveness of 9vHPV vaccine was inconclusive with potentially high budget implication. In term of vaccination coverage, high female-vaccination coverage (70% to 80%), significantly reduced anogenital warts by 32% in women (age of 20 to 39 years old) and boys (age of 15 to 19 years old).

Primary care virtual consultation between doctor and patient using mobile phone applications/web platforms

-by Dr. Nur Farhana-

The fast development of mobile technology has resulted in several healthcare services made available through mobile apps or web platforms including virtual consultation.



Virtual consultation enables interaction between doctor and patient which commonly caters primary care and non-emergency cases. Virtual consultation showed higher likelihood of patients receiving any prescription and overall antibiotic prescription for commonly treated infection, compared with in person visit. Similar outpatient follow-up rates for acute, non-urgent condition was seen between virtual consultation and in person visit. Lower rates of laboratory testing, Streptococcus testing and UTI-relevant testing were reported for virtual consultation.

Although majority of patients gave positive feedbacks, they still ranked virtual consultation lower for clinical skills and overall satisfaction. Significant variations in quality were noted between different providers for management of common acute illnesses. Cost-analyses found virtual consultations to be a low-cost alternative to care in other settings and had possibility to decrease primary care costs. Based on the above review, virtual consultation can be used in primary care for acute non-urgent cases as an alternative to in-person visits. However, standards and requirements need to be set out by guidelines and regulations to ensure safe, effective and high-quality virtual consultation.



Laser assisted hatching for In-vitro fertilisation (IVF)

- by Ms Ros Aziah -

In-vitro fertilisation (IVF) is a process of fertilisation where an egg is combined with a sperm outside the body. To establish a successful pregnancy, the developing embryo must break out of its shell (zona pellucida) by a process known as hatching. Once the embryo is hatched, it may be implanted on the endometrium and begin to grow. If it is unable to

hatch, the pregnancy will not continue.

Laser technology has been used since 1980s in assisted reproductive therapy (ART) techniques such as assisted hatching, embryo biopsy, pre-implantation genetic testing, sperm manipulation and others. Laser assisted hatching (LAH), is an advancement of ART in enhancing procedural efficiency, by reducing the exposure time of gametes and embryos to suboptimal conditions outside the incubator.

Two general types of laser systems (contact and non-contact) were identified. Non-contact lasers do not require additional physical manipulation of the embryo. Laser beams travel through the objective lenses and only microscope stage movement is required to adjust embryo position. In contrast, contact laser systems require direct contact between the laser and embryo, usually with either glass or an optical fiber. However, the technical advantages of the non-contact mode and the potential of ultra-violet (UV) radiation to cause harmful mutagenic effects have led to the general preference for non-contact mode. Evidence demonstrated LAH was associated with slight increase in clinical pregnancy and implantation rate in cryopreserved or frozen-thawed embryo but not for fresh embryo, except for study conducted in patient with endometriosis.

Significant higher multiple pregnancy rate was found in those undergoing LAH procedure compared with control group. No difference was found in live birth and miscarriage between the two groups. There was also no significant difference in minor and major adverse events. No evidence retrieved on the cost-effectiveness and organisational issues of LAH among IVF patients. Hence, LAH may be used in IVF patient particularly for those with cryopreserved/frozen-thawed embryo. However, embryologist need to be trained to perform the procedure.



Dry needling versus acupuncture for the management of musculoskeletal pain

- by Ms. Gan Yan Nee -

Dry needling is a technique involving the insertion of solid filiform needles that physiotherapists and other healthcare professionals use to treat various painful conditions of the musculoskeletal system, typically myofascial pain syndrome. Acupuncture originated from China 2,000 years ago and has been widely practised across the world to treat a broad range of indications including musculoskeletal pain. Due to growing evidence of effectiveness and lack of side effects, dry needling practice has become increasingly popular in the musculoskeletal field of the 2000s.

Three systematic reviews and one randomised controlled trials were included in this review. For low back pain, dry needling showed significant reduction in pain intensity and improvement in functional disability or status compared with acupuncture. No significant difference was found between the two modalities in terms of pain intensity and functional disability/status in myofascial pain. There was also inconclusive evidence for neck pain treatment. The adverse events of dry needling were low, but pneumothorax was reported. No death was reported related to the intervention.

Evidence on cost-effectiveness for dry needling compared with acupuncture was unretrievable. In Malaysia, the fee of dry needling in the private sector is estimated to range from RM50 to RM315 per session while the range of fee per acupuncture session is RM15 to RM315 per session. No guideline on the use of dry needling for the management of musculoskeletal pain was identified and the practice is unregulated in Malaysia. Healthcare professionals should be adequately trained especially in managing critical or unexpected events (including adverse events) before using dry needling in the treatment of musculoskeletal pain.



NELIPEPIMUT-S (NPS) for breast cancer recurrence prevention

- by Dr. Norrina -

Breast cancer is the most frequent cancer among women globally, impacting 2.1 million women each year and causing the greatest number of cancer-related deaths among women. In Malaysia, the new cases of breast cancer comprised of 32.7% of all new cancer cases in women as reported by The International Agency for Research on Cancer (IARC). The recurrence rate was about 16.4% post-mastectomy.

A systematic review was conducted to evaluate the effectiveness and safety of breast cancer vaccine. More than 20 cancer vaccines under development were identified. The most advanced vaccine for breast cancer was Nelipepimut-S (NPS). A Phase 2b clinical trial (NCT01570036) reported improvement in disease-free survival (DFS) in the group that received NPS compared with the control group at 24 months with rate of 89.8% and 83.8% respectively. Sub-analysis for triple-negative breast cancer reported the DFS rate for patients who received NPS was 92.6 % compared with 71.9% in the control. The median DFS was statistically significant in favour of the intervention group (HR=0.26, 95% CI 0.08 to 0.81) for median follow-up of 26 months (IQR=19.9-31.9).

A projection study on cost-effectiveness of breast cancer vaccine in 2010 reported the highest cost-effectiveness at 90% success with a cost less than USD1000 (RM 4200) per patient. No safety issue was reported. Early assessment showed potential benefit in patient with TNBC. However, further research are required to ensure its efficacy, safety and cost-effectiveness.

SIGNATERA™ for oncology disease management

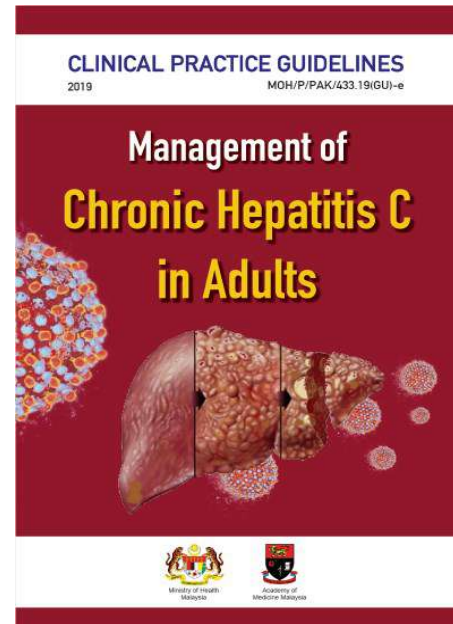

- by Dr. Foo Sze-Shir -

Gene mutation biomarker detection is an avenue for diagnosis of disease in personalised medicine. This is done with two types of biomarkers, namely circulating tumour cells and circulating tumor deoxyribonucleic acid (ctDNA).

Signatera™ is a novel ctDNA test custom-built for molecular treatment monitoring and molecular residual disease assessment. It detects trace amounts of mutant DNA released from the dying tumours which results in very early detection of relapse. A study funded by Cancer Research UK showed that Signatera detected disease relapse compared with clinical or imaging with a sensitivity and specificity of 89% and 100% respectively in patients with early-stage breast cancer. Other evidence showed that the test can be used across different malignancies, including non-small cell lung, bladder, breast and colorectal cancers.

Signatera™ had attained Breakthrough Device designation™ from the Food Drug Administration on 6 May 2019. No safety issue had been reported.





MANAGEMENT OF BREAST CANCER

1. Breast cancer is the most important cancer among women in Malaysia. Regardless of gender, it contributed to 19.0% of all new cancer cases diagnosed in 2012 - 2016.
2. Nearly half of the breast cancer patients are diagnosed in stage III & IV (47.9%). Thus, increasing awareness is important for early detection.
3. Screening mammography for breast cancer may be performed biennially in women aged 50 - 74 years in the general population. For those with high risk, offer screening from 30 years of age.
4. Patients with symptoms & signs of breast cancer should be referred to breast clinic within 2 weeks.
5. Triple assessment which consists of clinical assessment, imaging (ultrasound and/or mammography) & pathology (histology and/or cytology) is required in breast cancer diagnosis.
6. Multidisciplinary team approach should be considered in the management of breast cancer to improve clinical outcomes.
7. Surgery is the mainstay of treatment for early breast cancer, consisting of breast conserving surgery or mastectomy with sentinel lymph node biopsy or axillary dissection.
8. Breast cancer is a systemic disease. Hence, systemic therapy and/or radiotherapy have an established role in eradicating micro-metastasis to improve survival.
9. Fertility preservation should be discussed with all breast cancer patients in the reproductive age group & suitable patients should be referred to the fertility specialist.
10. Individuals suspected of having hereditary breast and/or ovarian cancers should have initial risk evaluation in order to determine if formal risk assessment in a cancer genetics clinic should be undertaken.

MANAGEMENT OF CHRONIC HEPATITIS C IN ADULTS

1. Hepatitis C virus (HCV) infection is a major cause of chronic liver disease worldwide.
2. Hepatitis C screening should be targeted for populations with increased risk of HCV infection or exposure.
3. Screening for HCV infection should be based on the detection of antibodies to HCV by rapid diagnostic test or laboratory-based immunoassay.
4. Confirmation of active viraemia or ongoing chronic HCV infection should be based on the detection of HCV ribonucleic acid (RNA) or HCV core antigen (HCVcAg).
5. HCV infection is curable with direct acting antivirals (DAAs).
6. Prior to initiation of DAAs for hepatitis C,
 - identify presence of co-morbidity & perform baseline investigations
 - assess liver fibrosis/cirrhosis using aspartate transaminase platelet ratio index (APRI) score or/and fibrosis-4 (Fib-4) or/and transient elastography
 - evaluate for drug-drug interactions (refer to <https://www.hep-druginteractions.org/checker>)
 - counsel to avoid pregnancy for female patient & female partner of male patient during & 6 months after completion of treatment
7. DAAs are effective with minimal side effects, therefore routine laboratory monitoring should be limited at week 4 of treatment & 12 weeks post-DAA treatment for hepatitis C.
8. Cure is considered equivalent to sustained virological response 12 (SVR12), which is defined as undetectable HCV RNA at 12 weeks post-treatment or HCVcAg at 24 weeks (SVR24).
9. Screening for early detection of hepatocellular carcinoma should be continued 6-monthly for all cirrhotic hepatitis C patients.
10. DAAs used in special groups, e.g. hepatitis B co-infection, human immunodeficiency virus co-infection, chronic kidney disease & haemoglobinopathies, are equally effective.



MAHTAS INTERNAL TRAINING



**19 July 2019:
Critical Appraisal for Cohort Study
by Dr. Ana Fizalinda/Dr. Foo Sze-Shir**

Critical appraisal for cohort study was conducted. Senior officers of MaHTAS gave comments and suggestions on the presentation.



**25 October 2019:
myPortfolio by Ms. Maharita**

Ms. Maharita demonstrated on the creation of myPortfolio briefed MaHTAS staff in HRMIS system. The criteria needed in myPortfolio were also discussed in detail.



UNIT PENYUSUNAN TUBUKAN DAN PERENCANAAN TERBUKA MALAYSIA (MAMPU)

PKPA BILANGAN 4 TAHUN 2018

myPORTFOLIO

PANDUAN KERJA SEKTOR AWAM

LAYARI
<http://www.mampu.gov.my/ms/pengenalan-myportfolio-1>

| | | | | |
|----------------------|--------------------------|----------------------------|--|---|
| MAKLUMAT PERHUBUNGAN | Hotline: 03-8872 6240 | WhatsApp: 011-2144 2446 | E-mel: admin_myportfolio@mampu.gov.my | Waktu Operasi Bilik Gerakan: 8.38 pagi hingga 5.30 petang (Hari Bekerja) |
|----------------------|--------------------------|----------------------------|--|---|

INTERNATIONAL ACTIVITIES

Mathematical Modelling of Infectious Diseases

- by Ms. Ku Nurhasni -

An officer had attended a mathematical modeling for infectious disease course in Utrecht Summer School, University Medical Center Utrecht as part of MaHTAS capacity building plan on 8-19 July 2019. The aims of this course were to understand the concept of mathematical modelling of infectious disease and proper reading of the modelling literature. Among the topics covered are basic reproduction number, deterministic and stochastic models, and vaccination. In a practical session on the use of mathematical modelling, the Berkeley Madonna software was introduced to the participants as graphical interface that provided an intuitive platform for constructing complex mathematical models.



Inaugural Roundtable on Patient Engagement in Healthcare and Access to Medicines in the Asia-Pacific Region

- by Dr. Mohd Aminuddin -

On 2 October 2019, Dr. Mohd Aminuddin Mohd Yusof represented the Ministry of Health in the Inaugural Roundtable on Patient Engagement in Healthcare and Access to Medicines in the Asia-Pacific Region. He shared Malaysia's experience on patient involvement in health care specifically in CPG activities. This event had brought together 56 participants from 13 countries representing patient groups, ministries of health, national regulatory agencies, clinicians, healthcare administrators, academicians and industries.



ISPOR 47th HTA Round Table for Asia Pacific Region

- by Dr. Roza Sarimin -

Dr. Roza Sarimin represented MaHTAS at the International Society for Pharmacoeconomics and Outcome Research (ISPOR) 47th HTA Round Table for Asia Pacific Region in Marco Polo Parkside, Beijing on 25 October 2019. She presented on "Transmitting potential and values of HTA to decision makers" in HTA development and utilisation session. Another session was on 'High cost drugs and curative therapies'. Patient Representative Round Table was held subsequent to the event. A total of 23 delegates attended the event which intended to provide a forum to discuss, debate and share health technology issues as well as bridge the gap between HTA agencies, health care decision makers and outcome researchers in the Asia Pacific region.



7th HTAi Asia Policy Forum

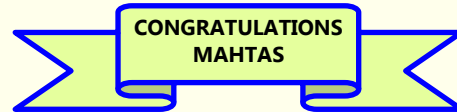
- by Dr. Izzuna Mudla -

Dr. Junainah and Dr. Izzuna attended the 7th HTAi Asia Policy Forum on 6 - 8 November 2019 at Hanoi, Vietnam. The forum provided a key networking opportunity for those involved in the different sectors and a chance to meet members of the HTAi Board. International experts were invited for strategic discussions about the present state of HTA, its development and implications for healthcare systems, industry, patients and other stakeholders with specific relevance to the region. The theme of the forum for 2019 was "Sustainability of Healthcare Systems in Asia: Explority the role of Horizon Scanning and reassessment in HTA Landscape". The delegates had the opportunity to visit National Cancer Hospital Hanoi. Dr Izzuna presented "A Case Study on Horizon Scanning Activity in Malaysia" and Dr Junainah was the rapporteur in breakout session discussing on struggles in conducting Health Technology Reassessment and network opportunity in the region.



INTERNATIONAL ACTIVITIES

5th International Conference on Public Health (ICOPH) 2019



On 10 -12 July 2019, two MaHTAS officers participated in the 5th International Conference on Public Health (ICOPH) 2019 with the theme "Promoting Global Health Equity towards a Sustainable Future". The conference was held at Grand Dorsett Subang and attended by delegates from various countries e.g. Malaysia, Indonesia, India, Sri Lanka, United Kingdom, USA, Kenya, Zimbabwe and others.



Dr. Hanin Farhana Kamaruzaman participated in oral presentation on **"Bone Targeting Agents in Prevention of Skeletal-Related Events in Metastatic Cancers of Solid Tumours: An Economic Evaluation"** and was awarded Best Oral Presentation for Pharmacy Session.

Dr. Roza Sarimin presented a poster on "Implementing Clinical Practice Guidelines in Dengue Management: Adherence and Perceived Barriers". Meanwhile, Ms. Ku Nurhasni Ku Abd Rahim took part on a virtual oral presentation on "Economic Analyses of Health Technologies in Non-Communicable Diseases: An Overview".



International Family Health Conference 2019

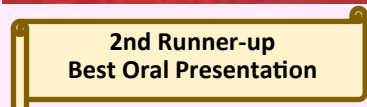
International Family Health Conference 2019 was organised by Universiti Putra Malaysia (UPM) in collaboration with Universitas Sumatera Utara, Indonesia and held on 4 - 5 September 2019 at Oriental Crystal Kajang, Selangor with a theme on "Health Intervention Towards Community Wellness".

Dr Nur Farhana Mohamad presented an oral presentation titled **"Hepatitis B Virus (HBV) and Hepatitis C Virus (HCV) Screening in Pregnant Women: A Systematic Review"** in the conference.



6th Asia-Pacific Congress of International Oncology (APCIO) 2019

On 3 - 5 October 2019, Ms. Atikah Shaharudin participated in the 6th Asia-Pacific Congress of International Oncology (APCIO) 2019 with the theme "Interventional Therapy in Modern Oncology: Technological Integration Beyond Boundaries". Her oral presentation was on **"Effectiveness of Bone Targeting Agents In Preventing Skeletal Related Events For Metastatic Cancers of Solid Tumours: A Systematic Review and Meta-analysis"**. She was awarded the 2nd runner-up for Best Oral Presentation.



LOCAL ACTIVITIES



Training of Core Trainers on CPG Management of Diabetic Foot (Second Edition)

- by Dr. Noor Ayuni -

The above-mentioned TOT was conducted on 15 July 2019 at Hospital Rehabilitasi Cheras, Kuala Lumpur. As usual, it involved lectures, case discussions and, pre- and post-tests. A total of 93 participants consisting of orthopaedic surgeons, endocrinologists/general physicians, emergency physicians, rehabilitation physicians and family medicine specialist nationwide attended the TOT. They will become the core trainers and conduct echo-training at their respective states after the TOT. The Training Module has been uploaded onto the MoH and Academy of Medicine websites for wide accessibility. It is hope that it will enhance the implementation of the CPG.



Training of Data Collectors to Evaluate the Impact of Early Management of Head Injury in Adults Project

- by Ms. Fatin Nabila -

Training of Data Collectors to Evaluate the Impact of Early Management of Head Injury in Adults Project was held at Hospital Sungai Buloh (HSB), Selangor on 24 - 25 July 2019. This training was co-organised by MaHTAS

and Clinical Research Centre, HSB. Its objectives were to increase understanding of participants on the project, and provide exposure to them on importance of evaluating impact of CPG and its methods.

Konvensyen Inovasi dan Kreativiti Farmasi 2019

- by Dr. Izzuna Mudla -

Dr. Izzuna presented a plenary of lecture on "Horizon Scanning of Health Technologies and became the Head Jury for Innovation at Berjaya Waterfront Hotel, Johor Bahru on 5 August 2019.



Horizon Scanning Strategic Planning Workshop - by Dr. Asliza

On 26 - 28 August 2019, MaHTAS collaborated with World Health Organization (WHO) in successfully conducted 'Horizon Scanning Strategic Planning Workshop' at The Everly Hotel, Putrajaya. This workshop aimed towards constructing the action plan and revising the Manual on Horizon Scanning. It was attended by MaHTAS reviewers and Technical Advisory Committee (TAC) members of Horizon Scanning.

The 3-day workshop was filled with elaboration of actions to be taken following the workshop conducted by Professor Dr. Inaki Gutierrez-Ibarluzea and, role plays sessions, lecture and group works to improve the work processes in assessing emerging technologies and develop a framework for obsolete technologies. These would not had happened without active participation and fruitful ideas by all the attendees.





3rd Value Based Medicine (VBM) Seminar

- by Dr. Izzuna Mudla -

Health Technology Assessment is an important tool in Value-based Medicine Service. MaHTAS has actively involved in Value-based Medicine Seminar organized by IKN since 2014. In the 3rd Value-based Medicine Seminar, held on 3-4 September, Dr. Izzuna represented MaHTAS to deliver a talk on "Assessing Value of New And Emerging Technologies". While Dr. Junainah, the Head of MaHTAS actively involved in discussion involving experts in various disciplines. Dr. Paul Corner, a Consultant Oncologist from Bristol UK, was the main speaker in the seminar.

Meta-Analysis of Diagnostic Accuracy Study Workshop

- by Mr. Lee SW -

MaHTAS conducted a workshop on systematic review and meta-analysis for diagnostic study on 5 - 6 September 2019. Dr. Rafzah Ahmad Zaki from Malaya University shared her knowledge and expertise during this 2-day workshop.



Systematic Review on Evidence-based Clinical Practice Guidelines (CPG) Development and Implementation Workshop 2/2019

- by Dr. Noor Ayuni -

A Systematic Review on Evidence-based Clinical Practice Guidelines (CPG) Development & Implementation Workshop 2/2019 was held on 10 -12 September 2019.

The 37 participants were mainly Development Group (DG) members of CPG Management of Hepatitis B and CPG Management of Acne (Second Edition). The workshop comprised on

lectures, group work, presentations and hands-on sessions of CPG work process, retrieval of evidence, critical appraisal of clinical studies, AGREE II and implementation. It aimed to provide knowledge and develop skills in developing evidence-based CPG.

Training of Core Trainers on CPG Management of Haemophilia

- by Ms. Siti Mariam -

The ToT on CPG Management of Haemophilia was held at Hospital Tuanku Azizah, Kuala Lumpur on 8 - 9 October 2019. It was attended by 106 participants mainly paediatricians, haematologists, family medicine specialists and physiotherapists from all over Malaysia. The training emphasised the importance of specialised comprehensive care by a multidisciplinary team at regional Haemophilia Comprehensive Care Centre. It also emphasised on education for patients and family members about administration of factor replacement at home. Other issue that been stressed was treatment adherence on early bleeding management to prevent complications.



LOCAL ACTIVITIES



Search Strategy Workshop for Young Research

- by Mr. Lee SW -

A team from MaHTAS headed by Mr. Lee Sit Wai was invited to conduct the workshop on 15 October 2019 at Clinical Research Centre of Hospital Selayang.



International Medical Device Conference 2019

- by Dr. Izzuna Mudla -

Dr. Izzuna was invited to deliver a talk on “Assessing the Value of Innovative of Medical Device” in the conference on 17 October 2019 at Malaysia International Trade and Exhibition Centre (MITEC), Kuala Lumpur.

Workshop on Systematic Review and Meta-analysis of Observational Studies

- by Mr. Lee SW -

MaHTAS conducted a workshop on systematic review and meta-analysis of observational studies on 17-18 October 2019. Professor Moy Foong Ming from Malaya University conducted the workshop. It provided an opportunity for both senior and junior reviewers to refresh and enhance their knowledge and skills required in conducting systematic reviews and meta-analysis.



Systematic Review in The Development & Implementation of Dental CPG Workshop

- by Dr. Noor Ayuni -

MaHTAS was invited by the Oral Health Programme to conduct a systematic review CPG workshop for dental practitioners. The training was held on 29 - 31 October 2019 at Concorde Hotel, Shah Alam. The importance of a proper methods in developing an evidence-based CPG was emphasised in lectures and hands-on session which included CPG work process, literature search and critical appraisal of different study designs.

Monash Health Economics Forum 2019

- by Dr. Syaquirah -

Dr. Syaquirah represented MaHTAS to deliver a talk on “HTA in Malaysia” on 21 November 2019 at PJ Hilton Hotel, Petaling Jaya.



OCCUPATIONAL HEALTH AND SAFETY WEEK 2019

On 17 - 21 September 2019, Medical Development Division organised the Occupational Health and Safety Week for the staff. Throughout the week, a lot of activities were conducted. Malaysian Health Technology Assessment Section (MaHTAS) was actively participated in innovation activities, safe workplace and fun walk competition.

An innovation project by MaHTAS entitled “**Breastfeeding at Workplace**” consisting of “**Pumping Spa Corner**”, “**Lactation Cubicle Cover**” and “**Portable Pumping Cover**” won the first prize. While ‘**Healthy Treats**’ innovation won the second prize. On the other hand, MaHTAS won third prize for **Fun Walk** competition.

It was an exciting week as MaHTAS was also announced the champion for ‘The Safe Workplace’. Strong teamwork showed by MaHTAS’s staff led to the great achievements.



CONGRATULATIONS
MAHTAS





Awareness, Knowledge and Utilisation of Health Technology Assessment (HTA) among Public and Private Healthcare Decision Makers in Malaysia

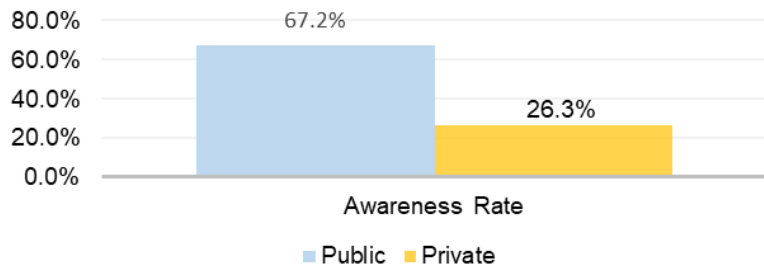
- by Ms. Fatin Nabila -

This study was carried out from August 2018 to July 2019 to evaluate the awareness, knowledge and utilisation of HTA among public and private healthcare decision makers in Malaysia. The public sectors included MoH Headquarter, State Health Departments, MoH hospitals, District Health Offices, District Dental Offices and, hospitals under Ministry of Defence and Ministry of Education. While the private sectors included the private teaching facilities and private hospitals (with more than 50 beds only). The questionnaires were constructed by research team member following the World Health Organisation (WHO) 2015 Global Survey

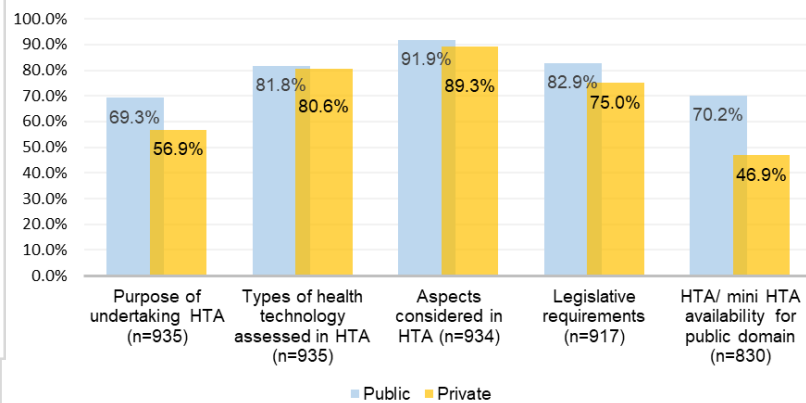
on HTA by National Authorities. The content was validated in a discussion among panel of experts from MaHTAS and epidemiologist expert from University Malaya. A total of 1020 respondents returned the survey forms, out of 1372 individual sent (Response rate 74.3%; public sector =83.2%, private sector= 16.8%). Finally, only 951 completed questionnaires were further analysed. Below are the summarised findings of the study.

Strategies aim to enhance awareness and knowledge of HTA should be intensified. Collaborative efforts should be undertaken to improve access and utilization of HTA products.

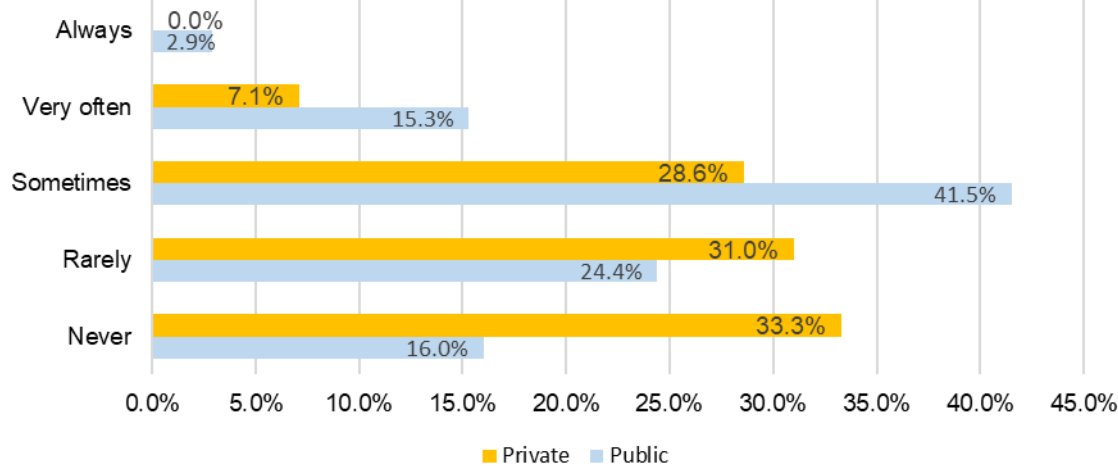
Awareness Rate of HTA among Public and Private Healthcare Decision Makers in Malaysia



Knowledge of HTA among Public and Private Healthcare Decision Makers in Malaysia



Utilisation of HTA among Public and Private Healthcare Decision Makers in Malaysia



Utilisation Rate (n=558; public=516, private=42)

COURSES AND WORKSHOPS

CONDUCTED FROM JULY - DECEMBER 2019

- 15 July 2019:
ToT on CPG Management of Diabetic Foot (Second Edition)
- 26-28 August 2019:
Horizon Scanning Strategic Planning Workshop
- 5-6 September 2019:
Meta-Analysis of Diagnostic Accuracy Study Workshop, IKN Putrajaya
- 10-12 September 2019:
Systematic Review on Evidence-based Clinical Practice Guidelines (CPG) Development and Implementation Workshop 2/2019
- 8-9 October 2019:
ToT on CPG Management of Haemophilia
- 17-18 October 2019:
Workshop on Systematic Review and Meta-analysis for observational studies, IKN Putrajaya

PLANNED FOR JANUARY - JUNE 2020

- 3-4 February 2020:
Systematic Review on Evidence-based CPG Development & Implementation Workshop 1/2020
- April 2020 (TBA):
Workshop on Costing Analysis

EDITORIAL BOARD

ADVISOR:

Dr. Junainah Sabirin

EDITORS:

Dr. Izzuna Mudla Mohamed Ghazali
Dr. Mohd Aminuddin Mohd Yusof

DESIGNERS:

Dr. Norrina Jamaluddin
Ms. Wong Wai Chee

CONTRIBUTORS:

Dr. Izzuna Mudla Mohamed Ghazali
Dr. Mohd Aminuddin Mohd Yusof
Ms. Ku Nurhasni Ku Abdul Rahim
Dr. Hanin Farhana Kamaruzaman
Mr. Lee Sit Wai
Dr. Erni Zurina Romli
Dr. Asliza Ayub
Dr. Foo Sze-Shir
Dr. Nur Farhana Mohamad
Dr. Nur Hanani Mat Daud
Ms. Maharita Ab. Rahman
Ms. Atikah Shaharudin
Dr. Noor Ayuni Bazura Muhamad
Mr. Syful Azlie Md Fuzi
Dr. Norrina Jamaluddin
Ms. Gan Yan Nee
Ms. Siti Mariam Mohtar
Ms. Ros Aziah Mohd Rashid
Ms. Fatin Nabila



Dr. Nur Hanani Mat Daud (July 2019)

WELCOME TO MAHTAS



Pn. Nurfarah Aqilah Ahmad Nizam (October 2019)



603-88831229

htamalaysia@moh.gov.my



www.moh.gov.my

MaHTAS Malaysia



@MaHTASMalaysia

Malaysian Health Technology Assessment Section
(MaHTAS)
Medical Development Division
Ministry of Health Malaysia
Level 4, Block E1, Precinct 1
62590 Putrajaya